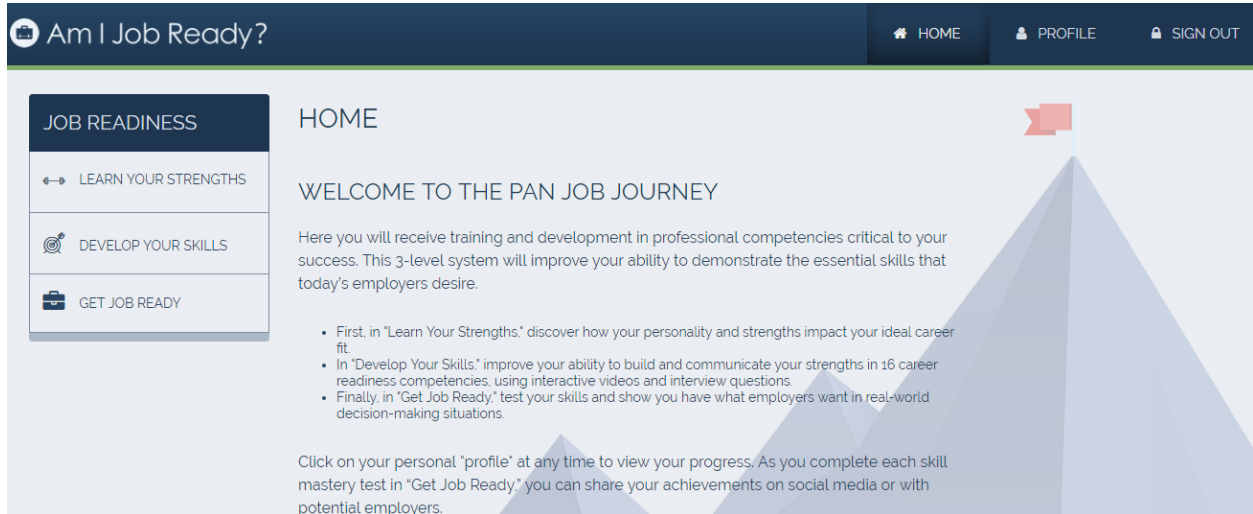


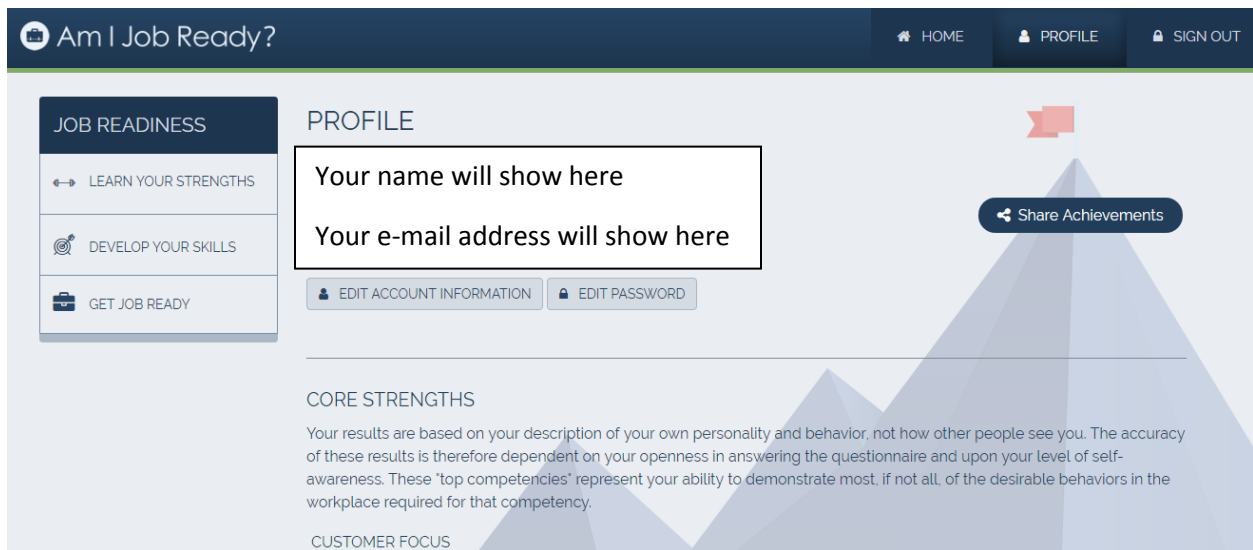
# Sharing your *Am I Job Ready?* achievements

## 1. Select **Profile** at the upper right



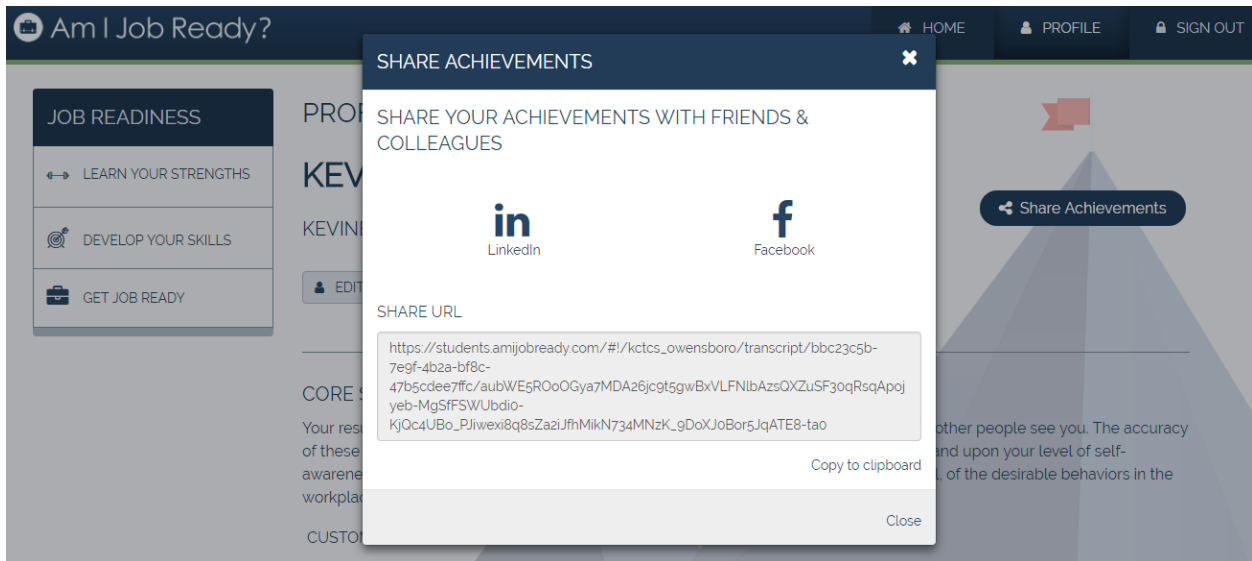
The screenshot shows the 'HOME' page of the 'Am I Job Ready?' application. The header includes the logo and navigation links for HOME, PROFILE, and SIGN OUT. A sidebar on the left lists 'JOB READINESS' with three options: LEARN YOUR STRENGTHS, DEVELOP YOUR SKILLS, and GET JOB READY. The main content area features a 'WELCOME TO THE PAN JOB JOURNEY' message and a list of three steps: 'Learn Your Strengths', 'Develop Your Skills', and 'Get Job Ready'. A 'Share Achievements' button is visible in the top right corner.

## 2. Select **Share Achievements** (button on the right)



The screenshot shows the 'PROFILE' page of the 'Am I Job Ready?' application. The header and sidebar are identical to the Home page. The main content area displays the user's name and email address in a box, with a 'Share Achievements' button to the right. Below this, there are links for 'EDIT ACCOUNT INFORMATION' and 'EDIT PASSWORD'. The page also features a 'CORE STRENGTHS' section with a brief explanation of the results and a 'CUSTOMER FOCUS' section.

3. Select **LinkedIn**, **Facebook**, or **Copy to clipboard** (in the pop-up box, lower right)



4. For LinkedIn and Facebook, you will be prompted to log into your account there.  
To share the link, paste it into an e-mail, webpage, or Blackboard assignment submission.  
When you (or anyone else) opens the link, your achievements will be visible.

